



पुर्णिमा

INTERNATIONAL SCHOOL
AFFILIATED TO CBSE BOARD

NURSERY

MATH SAMPLE

NOTE-BOOK




INDEX

SR NO	TOPIC	SIGN
SEPTEMBER	PRE MATH CONCEPT NUM 6,7,8,9	
OCTOBER	MORE AND LESS NUM 0,10,11,12	




MATCH THE PICTURES.







COLOUR THE NUMBER WITH NUMBER NAME.







Colour the Numbers.



Numerals and Numbers 1-10



1	one	
2	two	
3	three	
4	four	
5	five	
6	six	
7	seven	
8	eight	
9	nine	
10	ten	



6


Six





Trace and write the Number 6.(six)

6



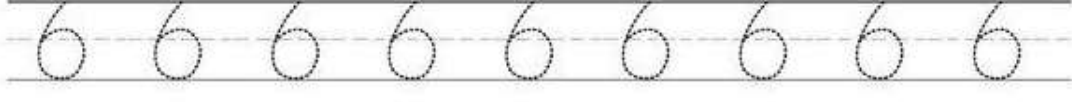
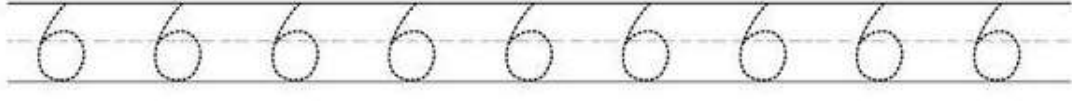
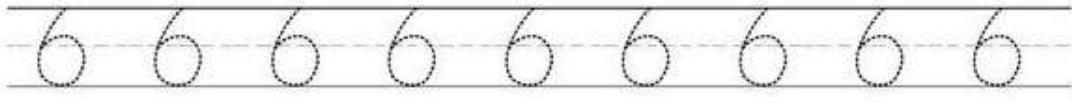
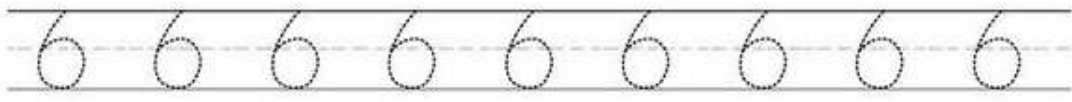
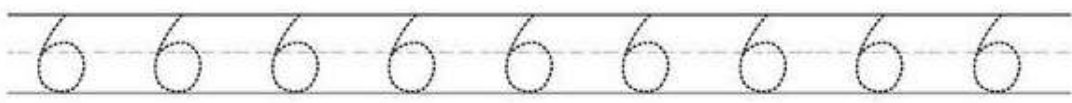






Tracing practice lines for the number 6. Each line contains ten dotted '6's for tracing, set between a solid top line, a dashed middle line, and a solid bottom line. There are seven such rows.







Practice page of Number 6.

6






Colour the number '7'





Trace and Write the Number 7.

7




Handwriting practice lines consisting of seven rows of three horizontal lines each (top, dashed middle, bottom).



Practice Page Number 7.



7



Handwriting practice lines consisting of ten rows. Each row has a solid top line, a dashed middle line, and a solid bottom line. The first row contains diagonal hatching for tracing, while the remaining nine rows are blank for independent practice.



COLOUR IT:






CW WRITE IT



8





Handwriting practice lines for the number 8, consisting of ten rows of three horizontal lines each. Each row contains ten dashed number 8s for tracing.





H.W. WRITE IT





Colour the Number 9.







Write and Trance Number 9.



9



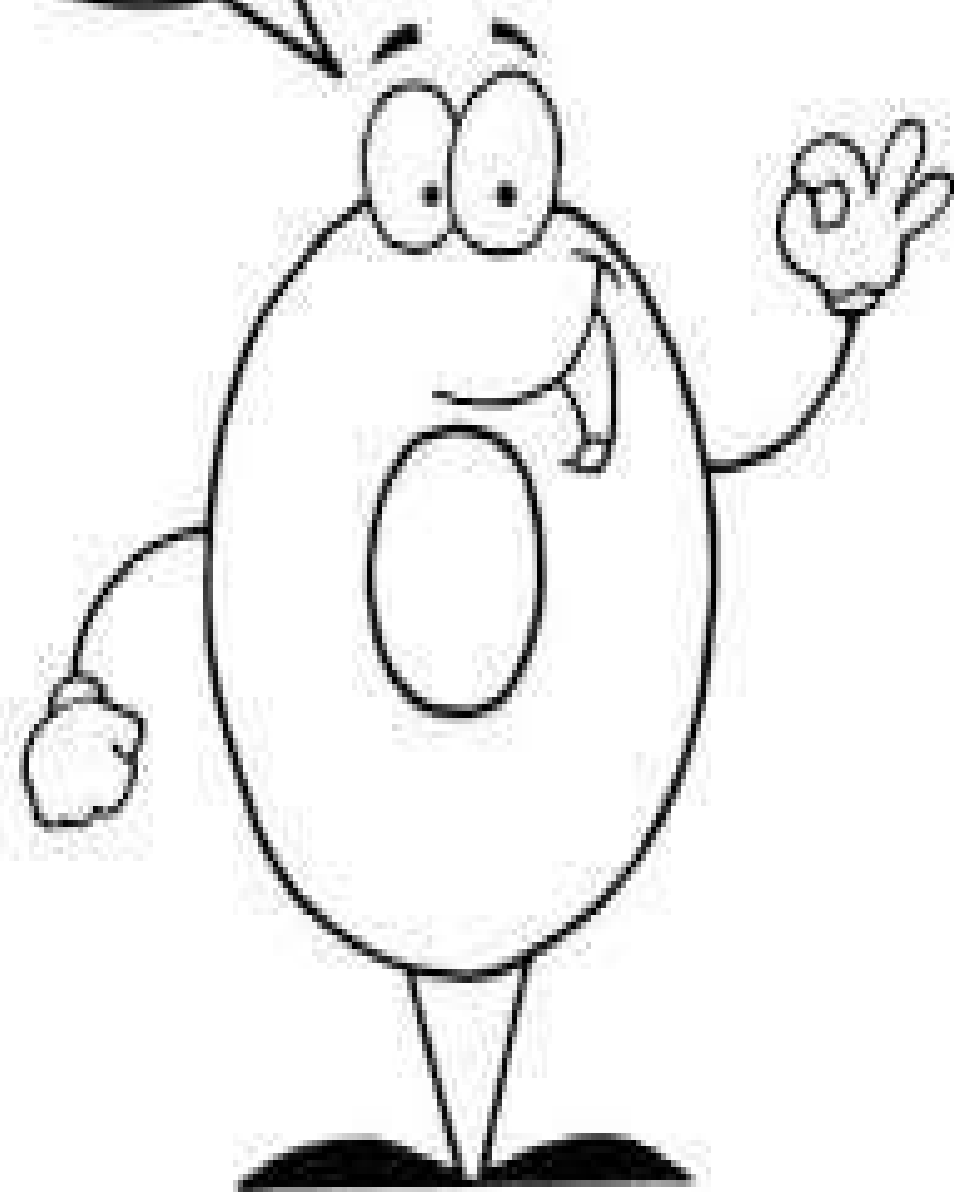


Find and color the number 9:





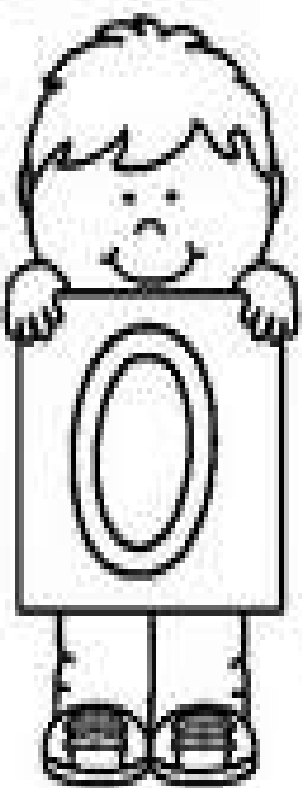
COLOUR IT



Find Number 0



A collection of numbers scattered across the page for a search activity. The numbers are: 0, 1, 0, 3, 0, 2, 0, 3, 4, 0, 0, 4, 0, 0, 5, 0, 2, 0, 5, 0, 0, 2, 3, 0, 0, 2, 0, 5, 0, 1, 6, 0, 0, 6, 0, 1, 0, 0, 0, 4.






Trace and Write the Number 10.



10




Tracing practice lines for the number 10. Each line contains eight dashed '10's for tracing.



Practice Page of Number 10.

10





Trace and Write Number 1 to 10.



1 1 1 1 1 1 1 1 1



2 2 2 2 2 2 2 2 2



3 3 3 3 3 3 3 3 3



4 4 4 4 4 4 4 4 4



5 5 5 5 5 5 5 5 5



6 6 6 6 6 6 6 6 6



7 7 7 7 7 7 7 7 7



8 8 8 8 8 8 8 8 8





9 9 9 9 9 9 9 9 9




10 10 10 10 10 10 10 10





WRITE THE MISSING NUMBERS

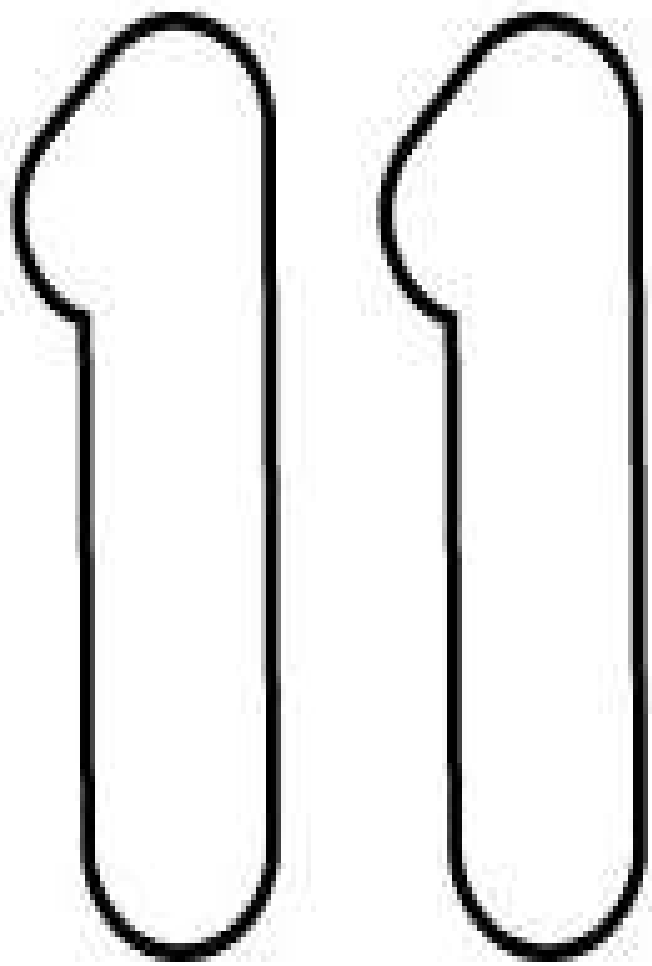
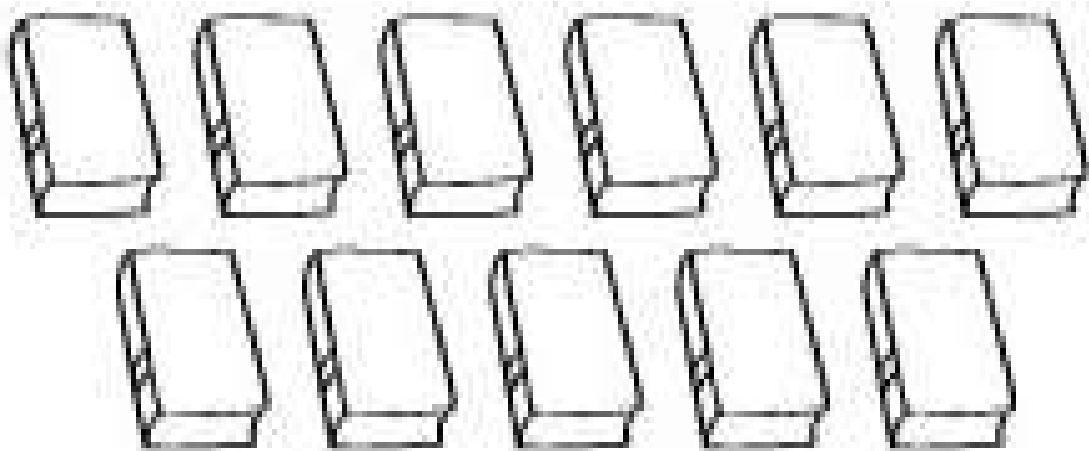




Colour the Number 11.




Trace and Write the Number 11. [ELEVEN].



eleven





ELEVEN


A large rectangular box with a dotted border. On the left, the number '11' is written in a large, bold, black font. To the right of the number, there are 11 identical line drawings of vases arranged in two rows: five in the top row and six in the bottom row.



.....
.....
.....
.....
.....
.....
.....
.....

FIND THE NUMBER '11.'





11

11 16 12 11 15

10 13 14 11 18

11 19 11 14 15

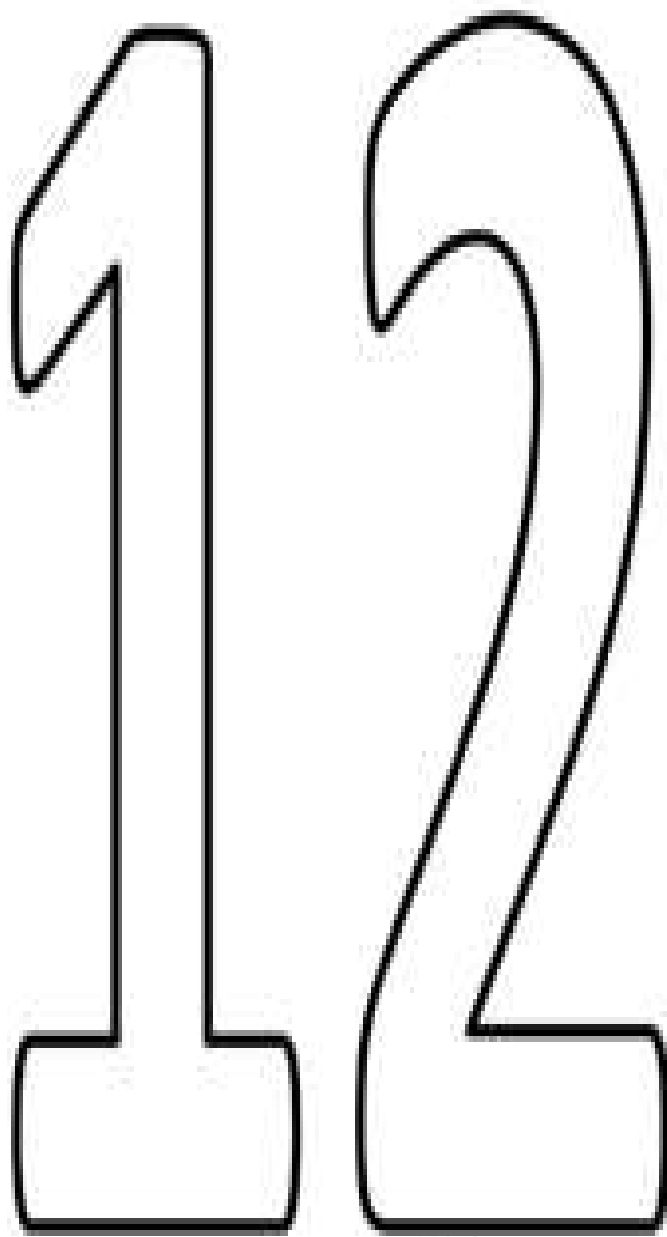
17 12 13 11 10

14 11 18 17 16





Colour the Number 12.



twelve




Trace the Number 12 [TWELVE].



TWELVE


1 2



12	12	12	12	12	12
12	12	12	12	12	12
12	12	12	12	12	12
12	12	12	12	12	12
12	12	12	12	12	12
12	12	12	12	12	12
12	12	12	12	12	12
12	12	12	12	12	12

TWELVE

1 2



12	12	12	12	12	12
12	12	12	12	12	12
12	12	12	12	12	12
12	12	12	12	12	12
12	12	12	12	12	12
12	12	12	12	12	12

FIND THE NUMBER '12' AND COLOUR IT.

